



HIGH RATE MAX



Valve Regulated Lead Acid Battery
Designed for UPS Standby Power Applications.

FEATURES & BENEFITS

- 10 year design life @ 25°C
- Absorbent Glass Mat (AGM) technology for efficient gas recombination of up to 99% and freedom from electrolyte maintenance.
- 3 Year Warranty (refer Dynasty warranty card, 41-9026)
- Patented Long Life Alloy having the lowest calcium levels in the industry - minimizing grid growth, reducing gassing, and extending battery life.
- Patented UL Recognized Flame-arresting vents in each cell for safety and long life.
- Designed with the same recombination, thermal runaway prevention, gassing and flame retardant characteristics of the Bellcore 4228 compliant Dynasty Telecom products.
- Flame retardant polypropylene case and cover compliant with UL 1778
- Proprietary Fixed Orifice Plate Pasting technology applying active materials on both sides of the grid for consistent cell-to-cell performance, higher capacity and uniform grid protection.
- Thermally welded case-to-cover bond to eliminate leakage.
- Can be operated in any orientation. Upright, side or end mounting recommended.
- Not restricted for air transport - Complies with IATA/ICAO Special Provisions A67.
- Not restricted for surface transport - Classified as non-hazardous material as related to DOT-CFR Title 49 parts 171-189.
- Not restricted for water transport - Classified as non-hazardous material per IMDG Amendment 27.

TECHNICAL DATA

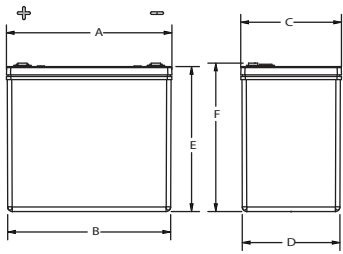
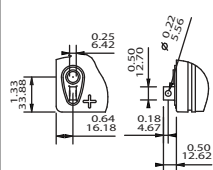
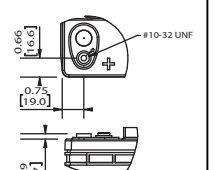
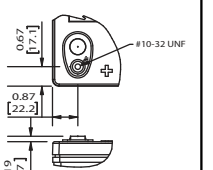
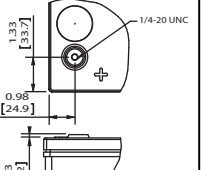
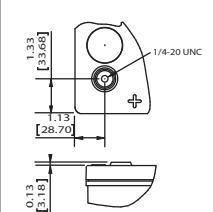
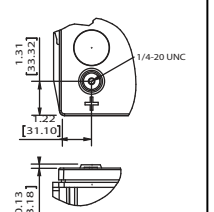
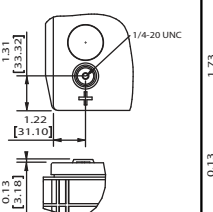
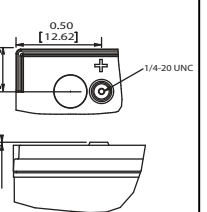
Model	Voltage	Watts Per Cell @ 77°F (25°C)										Weight lbs	Weight kg
		Operating Time (in minutes) to 1.67 Volts per Cell											
		5	10	15	20	30	40	45	50	60	90		
UPS12-100MR	12	172	117	91	75	57	47	43	39	35	24	21	10
UPS12-150MR	12	288	192	148	120	89	71	65	60	51	36	27.3	12.4
UPS12-210MR	12	376	257	206	170	125	101	92	85	73	52	40	18
UPS12-300MR	12	550	382	300	244	179	144	131	121	105	76	58.4	26.5
UPS12-350MR	12	620	440	350	290	217	171	155	141	122	87	67.4	30.5
UPS12-400MR	12	720	505	400	325	237	189	172	158	136	98	75.8	34.4
UPS12-490MR	12	773	590	488	412	317	256	236	218	189	136	100	45
UPS12-540MR	12	868	654	537	450	344	277	252	230	198	139	100	45
UPS6-620MR	6	940	750	620	525	410	333	309	285	245	173	72	33



SPECIFICATIONS

Operating Temperature Range with temperature compensation	Discharge: -40°F (-40°C) to +160°F (71°C) Charge: -10°F (-23°C) to +140°F (60°C)
Nominal Operating Temperature Range	+74°F (-23°C) to +80°F (27°C)
Recommended Maximum Charging Current Limit	C/5 amperes @ 20hr rate
Float Charging Voltage	13.65 ± 1.5 VDC average per 12V unit (6.75 to 6.90 per 6V unit)
Maximum AC Ripple (Charger)	0.5% RMS or 1.5% P-P of float charge voltage recommended for best results.
Self Discharge	Up to 6 months at 25°C and then a freshening charge is required. For higher temps, the time interval will increase. freshening charge is required. For higher temperatures the time interval will be shorter. For lower temperatures time interval will decrease equalization charge.
Equalize charge and cycle service voltage	14.40 to 14.80 VDC average per 12V unit @ 77°F (25°C) (7.20 to 7.40 VDC per 6V unit.)
Terminal: Flag	0.22 in. clearance hole to accept 0.1875 in. bolt (UPS12-100MR)
Terminal: Inserted	Threaded copper alloy insert terminal to accept 10-32 UNF bolt (UPS12-150MR, UPS12-210MR) ¼-20 UNC bolt (UPS12-300MR, UPS12-350MR, UPS12-400MR, UPS12-490MR, UPS12-540MR, UPS6-620MR)
Terminal Hardware Annual Retorque	32 in.-lbs (3.48 N-m)(UPS12-100MR)
Terminal Hardware Initial Torque: Inserted Terminal	40 in.-lbs. (4.5 N-m)(UPS12-100MR) 25 in.-lbs. (2.8 N-m) (UPS12-150MR, UPS12-210MR) 110 in.-lbs. (12.4 N-m) (UPS12-300MR, UPS12-350MR, UPS12-400MR, UPS12-490MR, UPS12-540MR, UPS6-620MR)

DIMENSIONS

							Battery Termination			
							UPS12-100MR	UPS12-150MR	UPS12-210MR	UPS 12-300MR
										
	A	B	C	D	E	F				
UPS12-100MR	6.54 (166.2)	6.45 (163.7)	5.17 (131.3)	5.07 (128.8)	6.37 (161.7)	6.86 (174.3)				
UPS12-150MR	7.76 (197.1)	7.54 (191.4)	5.19 (131.9)	5.02 (127.6)	6.52 (165.7)	6.80 (172.7)				
UPS12-210MR	9.0 (228.6)	8.86 (225.1)	5.48 (139.2)	5.31 (134.8)	7.89 (200.3)	8.07 (205.1)				
UPS12-300MR	10.27 (260.9)	10.17 (258.4)	6.83 (173.4)	6.65 (168.9)	7.89 (200.3)	8.01 (203.5)				
UPS12-350MR	12.04 (305.8)	11.95 (303.5)	6.83 (173.4)	6.65 (168.9)	7.94 (201.6)	8.06 (204.8)				
UPS12-400MR	13.42 (340.9)	12.75 (323.7)	6.80 (172.7)	6.54 (166.0)	8.40 (213.2)	8.52 (216.4)				
UPS12-490MR UPS12-540MR	13.57 (344.7)	12.74 (323.6)	6.80 (172.7)	6.63 (168.4)	10.81 (274.5)	10.93 (277.7)				
UPS6-620MR	12.63 (320.8)	12.51 (317.8)	6.97 (177.0)	6.83 (173.4)	8.82 (224.0)	8.94 (227.2)				



UPS12-300MR

Constant Power Discharge Ratings - Watts Per Cell @ 77°F (25°C)										
Operating Time to End Point Voltage (in minutes)										
End Point Volts/Cell	5	10	15	20	30	40	45	50	60	90
1.75	496	360	282	234	174	140	128	118	103	74
1.70	530	373	294	240	177	142	130	120	104	75
1.67	550	382	300	244	179	144	131	121	105	76
1.65	566	387	303	246	181	146	133	122	106	77
1.60	580	391	306	248	183	147	134	123	107	78

Constant Current Discharge Ratings - Amperes @ 77°F (25°C)										
Operating Time to End Point Voltage (in hours)										
End Point Volts/Cell	1	2	3	5	8	10	12	20	24	72
1.85	48.4	27.1	19.6	12.6	8.34	6.85	5.80	3.60	3.03	1.05
1.80	50.7	28.3	20.3	13.1	8.81	7.27	6.15	3.80	3.18	1.08
1.75	52.5	29.0	20.6	13.4	9.13	7.50	6.35	3.89	3.25	1.10



Dirección: Av. Valle de Santiago N°27 Col. Valle de Aragón 1ª Secc Nezahualcóyotl Edo de Mèx. C.P.57100

Tèlefonos: (55) 50620700 (55) 57120939/ 57120329

Tienda Online: www.tiendaisso9000.com